

Driving Behavior

A critical aspect of fleet management that can impact everything from safety to costs and productivity.

Driving Behaviour	
Harsh Braking	No
Sharp Cornering	No
Harsh Acceleration	No
Over Speeding	Yes
Seat Belt	NA

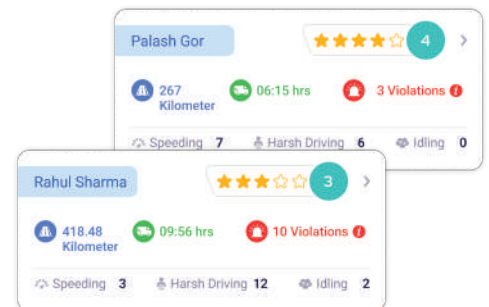


KEY HIGHLIGHTS



Driver performance

Refers to evaluating a driver's skills, behaviors, and effectiveness in carrying out their duties. Used to allocate drivers based on performance, ensuring that the most effective drivers are assigned to the most important routes or tasks.

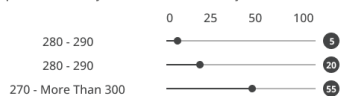


Speeding Harsh Driving Idling ADAS Violation DMS Violation

Overspeed Duration*: 1 min minutes

Speed Limit*: 260 km/h

Speed Increase By km/h Penalty Points



Show Calculation

Driver scoring

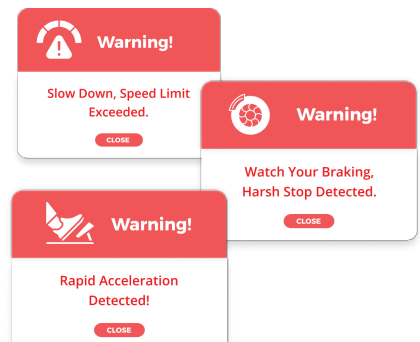


Scoring provides a way for fleet managers to objectively assess driver performance and identify areas for improvement. Fleet managers can define their own scoring parameters to tailor assessments to their specific goals and priorities.



Alerts

- **Speeding Alerts** - When a driver exceeds the predefined speed limit.
- **Harsh Braking Alerts** - When a driver applies brakes abruptly or forcefully.
- **Acceleration Alerts** - When a driver accelerates rapidly.
- **And many more**





Reports

- **Violation Report** - Provides instances of unsafe or illegal behavior by drivers. It includes violations such as speeding, harsh braking, etc.
- **Driver Rating** - A report that provides an assessment of individual driver performance based on predefined criteria.
- **RAG Score** - A color-coded system used to provide a quick visual indication of driver. Fleet managers can track and analyze driver performance.
- **And many more**

Driver Violations

Driver	Distance	Running	Seatbelt	Harsh braking	Over Speed	Night Drive
Olive Yew	902.49	26:58	2	1	2	0
Aida Bugg	865.86	25:00	0	3	0	0

Driver Rating

Driver	Distance	No Of Speeding	No Of Harsh Driving	No Of Idling	Total Violations	Rating
Rajesh	40.8	3	1	1	5	★★★★★

RAG Report

Driver	Distance	Harsh Brake Occurrences	Deceleration Violation Score	Over Speeding Time	Overspeed (%)	Over speeding Violation Score	Total Score
Olive Yew	902.49	97	3.83	09.09	11.01	1300.87	872.57
Aida Bugg	865.86	50	2.50	8.00	9.25	525	136
Teri Dactyl	797.34	25	2.2	10	8	460	125
Allie Grater	769.26	35	3.4	11.5	9.10	479	149
Paige Turner	738.25	66	1.9	9.3	7.6	426	130

USE CASES

School bus management

School bus managers have no way of monitoring how their drivers are performing on the road.



Public transport

Inconsistent driving practices can lead to a poor experience for passengers, including discomfort, motion sickness, and even injury.



Employee Transportation

A company providing transportation services for their employees using a fleet of vehicles was facing issues with drivers engaging in risky driving behaviors.




Driver View



Inside bus view



Driver smoking



Driver smoking detected, Please be cautious